

MAT TRAINING

PROVIDERS' CLINICAL SUPPORT SYSTEM
For Medication Assisted Treatment

Models of Buprenorphine Induction

Erik Gunderson, MD, FASAM
AMERSA

Erik Gunderson, MD, Disclosures

- Disclosure of Relevant Financial Relationships:
 - Orexo, Inc: research support, consultant
 - MedicaSafe, Inc: consultant
 - BDSI, Inc: consultant

The contents of this activity may include discussion of off label or investigative drug uses. The faculty is aware that is their responsibility to disclose this information.

Planning Committee, Disclosures

AAAP aims to provide educational information that is balanced, independent, objective and free of bias and based on evidence. In order to resolve any identified Conflicts of Interest, disclosure information from all planners, faculty and anyone in the position to control content is provided during the planning process to ensure resolution of any identified conflicts. This disclosure information is listed below:

The following developers and planning committee members have reported that they have no commercial relationships relevant to the content of this module to disclose: PCSSMAT lead contributors Maria Sullivan, MD, PhD, Adam Bisaga, MD and Frances Levin, MD; AAAP CME/CPD Committee Members Dean Krahn, MD, Kevin Sevarino, MD, PhD, Tim Fong, MD, Robert Milin, MD, Tom Kosten, MD, Joji Suzuki, MD; AMERSA staff and faculty Colleen LaBelle, BSN, RN-BC, CARN, Doreen Baeder and AAAP Staff Kathryn Cates-Wessel, Miriam Giles and Blair-Victoria Dutra.

All faculty have been advised that any recommendations involving clinical medicine must be based on evidence that is accepted within the profession of medicine as adequate justification for their indications and contraindications in the care of patients. All scientific research referred to, reported, or used in the presentation must conform to the generally accepted standards of experimental design, data collection, and analysis. Speakers must inform the learners if their presentation will include discussion of unlabeled/investigational use of commercial products.

Accreditation Statement

- This activity has been planned and implemented in accordance with the accreditation requirements and policies of the Accreditation Council for Continuing Medical Education (ACCME) through the joint providership of American Academy of Addiction Psychiatry (AAAP) and Association for Medical Education and Research in Substance Abuse (AMERSA). AAAP is accredited by the ACCME to provide continuing medical education for physicians.

Designation Statement

- American Academy of Addiction Psychiatry designates this enduring material for a maximum of 1 (one) *AMA PRA Category 1 Credit*[™]. Physicians should only claim credit commensurate with the extent of their participation in the activity.
- Date of Release: December 16, 2014
- Date of Expiration: December 16, 2017

System Requirements

- In order to complete this online module you will need Adobe Reader. To install for free click the link below:
 - <http://get.adobe.com/reader/>

Target Audience

- The overarching goal of PCSS-MAT is to make available the most effective medication-assisted treatments to serve patients in a variety of settings, including primary care, psychiatric care, and pain management settings.
- The target audience for the current module should have basic familiarity with the general process of BUP induction as covered by the standardized, designated 8-hour training programs.

Educational Objectives

- At the conclusion of this activity participants should be able to:
 - List barriers reported by physicians to initiating buprenorphine (BUP) in an office setting
 - Determine the goals of induction
 - Identify different clinical models of BUP induction and associated evidence
 - List the pros/cons of the various models of BUP induction

Induction Goals

- Initiate effective BUP dosing
 - Reduce withdrawal
 - Reduce cravings
 - Stop non-rx opioid use
- Avoid adverse effects
- Establish care structure
 - Sets the tone regarding structure, follow-up, and monitoring
 - Helps establish patient rapport, develop therapeutic alliance

Induction Challenge

- Barrier for inexperienced MD adoption¹⁻⁴
- Concern related to:
 - Precipitated withdrawal transitioning from full -> partial mu agonist
 - Logistics of office induction: time/resources for assessment & monitoring response to initial doses
 - Economics
 - Guideline ambiguity: variable dosing/timing recs
 - Patient-specific factors: e.g., clinical stability

¹Kissin 2006; ²Gunderson 2006; ³Egan 2010; ⁴Netherland 2009

Patient Induction Concerns

- Withdrawal symptoms
- Travel for office induction
 - Rural: long distances potentially burdensome
 - Disenfranchised: limited transportation access
 - Driving discouraged after medication initiation. Unclear if driving ability is impaired by opioid withdrawal prior to visit.
 - Anonymity: potentially compromised if pt is in withdrawal in the office or if needs to access a ride
- Patient perspectives data are needed

This Lecture Covers

- 3 models of induction for office practice
 - General in-office approach: the standard approach recommended in CSAT, TIP 40 & 8-hr courses
 - Specialty approach (non-Opioid Treatment Program (OTP)): Could this facilitate induction for some patients/practices?
 - Unobserved “home” approach: patient self-initiated often with clinician phone support

General In-Office Induction

- National guidelines (CSAT, TIP 40, 2004)
 - Withdrawal: should be mild – moderate, but no specific recommendations regarding measurement cut-offs
 - Abstinence timing: varies based on opioid duration of action
 - 12 - 24 hr short-acting
 - 24+ hr methadone
 - Dose: 2 – 4mg initial BUP dose, 8mg maximum on Day #1
 - Monitor: 2+ hours, assessing treatment response

General In-Office Induction

- Updated PCSS guidance¹
 - Measure withdrawal, several scales available such as:
 - Clinical Opioid Withdrawal Scale (COWS 12–16 is mild/moderate and appears sufficient to avoid precipitated withdrawal²)
 - Hours of abstinence since last full mu opioid use
 - 12-16 short-acting, 17-24 intermediate-acting, 30-48 methadone
 - BUP dose: 2 – 4mg initial, 16mg max day #1
 - Monitor: 1+ hours
 - Follow-up: phone + visit in 3 – 4 days

¹ Cassadonte, 2013; ² Nielsen, 2014

Clinical Opioid Withdrawal Scale (COWS)

- 11 item scale, max 48 points
 - Includes both objective and subjective items
 - Pulse
 - Diaphoresis
 - Tremor
 - Pupils dilated
 - Yawning
 - Runny nose/tearing
 - GI upset
 - Restlessness
 - Bone/joint ache
 - Anxiety
 - Gooseflesh
 - Objective withdrawal signs help establish physical dependence
 - Serial scales for treatment response assessment

In-Office Induction Effectiveness

- Few studies specifically assess induction outcome
 - 83% treatment retention after a 2 week induction phase in a primary care study¹
 - Variable precipitated withdrawal²⁻⁴
 - 10% in a 1^o care/specialist clinic³
 - * 6+ hr heroin abstinence minimum prior to induction
 - None in residential program⁵
 - Mean COWS prior to induction: 8
 - * 1/3 ancillary withdrawal medication use

¹Fiellin 2006; ²Gibson 2003; ³Lintzeris 2002; ⁴Whitley 2010; ⁵Collins2007

General In-Office Induction

- Summary
 - Variation in abstinence & dosing recommendations may pose a clinical challenge
 - Withdrawal scale cutoffs are useful to guide induction
 - Time requirement is potentially burdensome
 - Complication rate is generally low

This Lecture Covers

- 3 models of induction for office practice
 - **General in-office approach**
 - Specialty approach (non-OTP)
 - Unobserved “home” approach

Specialty Induction Approaches

- Two specialized induction approaches will be reviewed:
 - Outpatient Buprenorphine Treatment Program¹
 - Established 2003 with a goal as an induction center
 - Induction data were collected early after program inception
- General Medical Hospital Induction Study²
 - Examined induction vs. detoxification on a medical ward
 - Coupled with outpatient primary care maintenance linkage

¹Gunderson, 2009; ²Liebschutz, 2014

Buprenorphine Program of Columbia University

- Outpatient psych practice established 2003
- Staffing
 - MD - 2 addiction specialists
 - Clinical psychologist
 - RN
 - Administrator
- Self-pay with insurance reimbursement

Clinical Procedures

- Pre-induction visit
 - Clinical assessment by MD/psychologist
 - Procedural review (changed 3 months after program start)
 - Abstinence: Initial**
 - 12 hr short-acting
 - 24 hr long/methadone
 - ~ 3 Months Later**
 - 16 hr short-acting
 - 24 hr long-acting
 - 36 hr methadone
 - Ancillary withdrawal medication available at the program
 - Clonidine
 - NSAIDs
 - Ondansetron

Induction Visit Procedures

- COWS on arrival and serially
 - General target score 5-12 prior to starting BUP
 - After the first 3 months of experience, began to require > 1 objective sign and raised the pre-dose COWS target to >7
 - Discharge after the COWS decreased to < 4
- Dosing
 - 2-4mg q1-2 hr (BUP/NX or BUP) started at program
 - Take home meds + instructions/phone #s
 - Max 16mg Day 1
 - Initial Rx/stored on site > dispensed (Requires locked storage and detailed documentation)
- Ancillary withdrawal meds taken prn before or after initiation

Induction Effectiveness Study

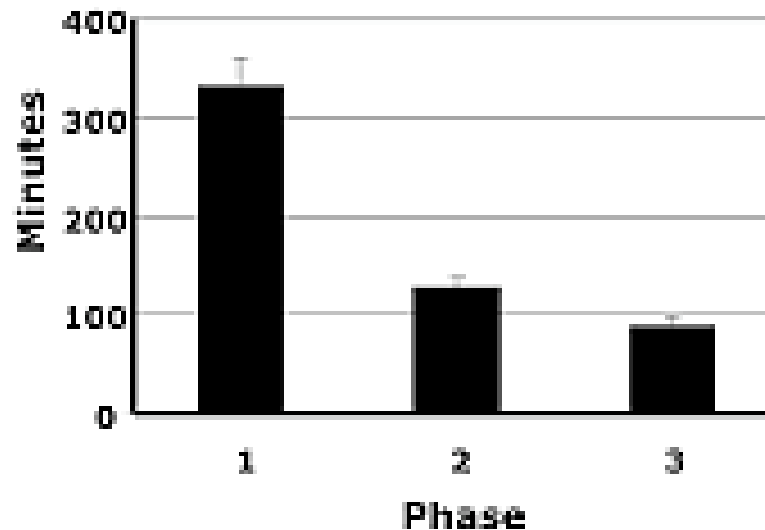
- Chart review¹ for the first 41 patients examined:
 - Temporal process of induction
 - Time until first BUUP dose given
 - Time unit withdrawal was relieved
 - Total time at clinic
 - Procedures associated with efficiency
 - Withdrawal level and BUP dosing
 - Hypothesis: ↑efficiency over phases
 - Each phase included ~13-14 patients over a 2-3 month period after the program opened

¹ Gunderson, 2011 (Supported by NIDA DA020000)

Patient Characteristics (n=41)

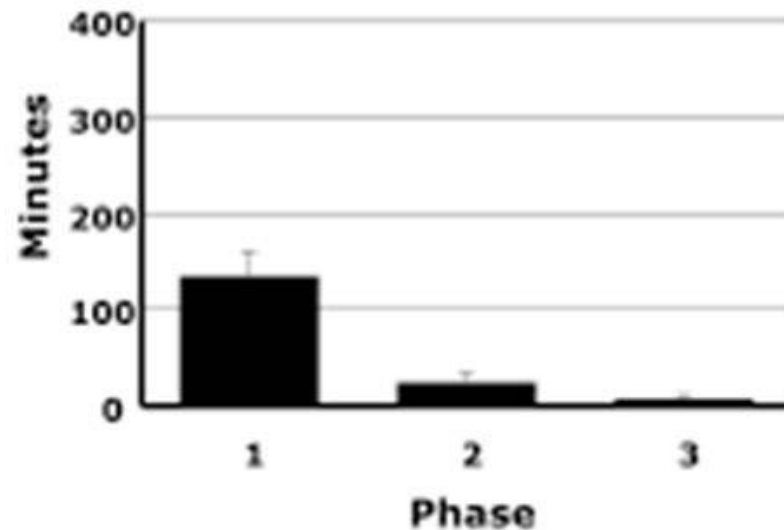
Age (mean)	41 yr
Sex (Male)	59%
Race (White)	78%
Employed	56%
Insured	83%
Psychiatric d/o	68%
Primary opioid, past mo. daily	
Heroin	41%
Rx opioid (non-methadone)	41%
Methadone	22%
Prior buprenorphine	5%

Total Time at the Clinic



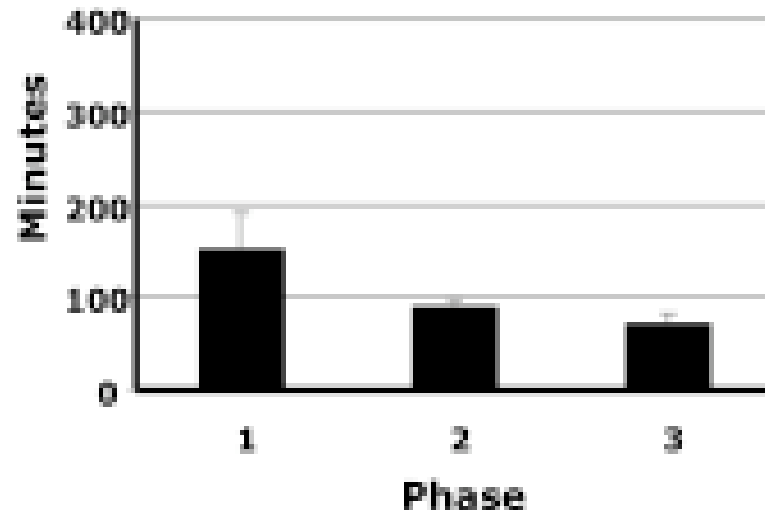
- Efficiency improved across the phases
 - Time may pose less of a practical burden for office induction as experience is gained
 - Several factors may have influenced efficiency

Time Delay Until Initial Dose



- The delay until the initial dose was longer for Phase 1
 - May have related to change in recommended pre-BUP abstinence with patients from later phases arriving in more withdrawal
 - Means COWS on arrival: 6 for Phase 1, 10 for Phases 2 & 3

Time Until Withdrawal Relief



- The time until withdrawal relief was longer for Phase 1
 - Might have related to initial BUP dose size and pre-dose ancillary withdrawal medication use (depicted next slide)
 - COWS immediately before the initial dose did not differ by Phase (mean score = 10)

Medication Dosing

Buprenorphine Dosing (mean mg)	Phase		
	1	2	3
Initial dose	2*	3	3
Total at program	9	7	6
Total Day #1 (includes at program + take home)	13	11	14
Ancillary withdrawal medication use (%)			
Pre-induction	7*	31	57
Post-induction	20% overall (NS)		

*p<.05; NS = non-significant difference between groups

Procedural Considerations

- Factors that may facilitate induction¹
 - Longer abstinence before BUP initiation (16h, 24h, 36h for short-acting opioids, long-acting formulations, and methadone, respectively)
 - COWS 8-10 with objective signs appears adequate, though 12 might be preferable based on a clinical trial²
 - Ancillary withdrawal meds could be considered
- Day 1 max 16mg was well tolerated
- Efficiency improves with experience, potentially could translate to other office settings

¹ Gunderson, 2011; ² Liebschutz, 2014

Hospital-Based Induction

- General Medication Hospital Induction Study¹
 - Objective: Examine effectiveness of buprenorphine treatment initiation during a 5-day medical hospitalization
 - Design: Randomized clinical trial comparing 1) hospital-based buprenorphine induction with linkage to outpatient primary care after discharge for opioid agonist treatment (OAT) vs. 2) hospital detoxification
 - Main outcome measures:
 - Entry and sustained buprenorphine maintenance at 1, 3, & 6 months
 - Prior 30-day use of illicit opioids (self-report)

¹ Liebschutz, 2014

Hospital-Based Induction

- Invention
 - Day 1: Induction with buprenorphine/naloxone 2/0.5, max QID, for both treatment groups
 - Day 2 - 5:
 - Detoxification Group: BUP 8mg > 6mg > 4mg > 2mg (Days 2-5, respectively)
 - Linkage Group: BUP 12mg on Day 2, 16mg on Days 3-5 with research staff facilitated linkage to hospital-associated primary care buprenorphine OAT

Patient Characteristics (n=139)

Age (mean)	41 yr
Sex (Male)	71%
Race (White)	43%
Baseline illicit opioid use (past 30d), mean days	21
Baseline past month prescription opioid agonist treatment	41%

- The intervention groups did not differ significantly regarding demographics, baseline frequency of opioid use or opioid agonist treatment

Hospital-Based Induction

- Results¹
 - Buprenorphine OAT entry was significantly more likely in the hospital-based induction and linkage group compared to the hospital detoxification group (72% vs. 12%, $p < .001$).
 - At 6 months, 17% of linkage vs. 3% detox patients were receiving buprenorphine OAT ($p=.007$)
 - Linkage patients reported less past 30d illicit opioid use at the 6 month interview

¹ Liebschutz, 2014

Specialty Induction Approaches

- Potential Specialty Induction Approach Limitations
 - Accessibility: dedicated outpatient and inpatient induction programs are of limited availability
 - Cost: the cost of such approaches may be prohibitive for patients and may not be cost-effective relative to outpatient induction
 - Resources: the staffing and other resources required for outpatient program induction and inpatient induction with linkage may be a barrier for approach adoption

This Lecture Covers

- 3 models of induction for office practice
 - **General in-office approach**
 - **Specialty approach (non-OTP)**
 - Unobserved “home” approach

Unobserved “Home” Induction

- PCSS Guidance (2013)¹
 - Experienced clinicians (and patients) probably better suited for unobserved approach than inexperienced
 - Provide written instructions about withdrawal assessment, dose timing and amount
 - Maintain and document phone contact
 - Follow-up visit within 2 days
 - Overall supporting level of evidence: Low/Moderate, though many unobserved inductions likely performed without adverse effects

¹Cassadonte, 2009 (Updated 2013 by M. Sullivan)

Implementation

- ~40% Massachusetts prescribers utilize unobserved induction at least some of the time¹
- >1100 patients in U.S. published reports²⁻⁸
 - Procedures appear generally c/w PCSS guidance⁹
 - Adoption appears more widespread in academic primary care clinics
 - Most data are prospective or retrospective cohort
 - Only 1 published RCT, a pilot study described as follow

¹Walley 2008; ²Alford 2007 ; ³Lee 2009; ⁴Gunderson 2010; ⁵Stohler 2010; ⁶Soeffing 2009, ⁷Mintzer 2007; ⁸Lee 2014, ⁹Cassadonte 2009; ¹⁰Gunderson & Fiellin 2010

Clinical Procedures

- Adapted from a NIDA-funded pilot study¹
 - Pre-visit phone
 - Initial visit
 - Patient assessment
 - Procedural review
 - Decision making discussed
 - Patient handouts reviewed

¹Gunderson, 2010 (Supported by NIDA DA020000)

Clinical Procedures – Initial Visit

- Patient assessment
 - Establish diagnosis
 - Use pattern (type/amount/duration/route)
 - Document physiological dependence
 - Co-morbidity
 - Goals and motivation
 - UDS/Rx monitoring program

Clinical Procedures – Initial Visit

- Procedural review with patient
 - Abstinence timing: 16, 24 36+ hrs for transition from short/long-acting opioids, and methadone, respectively
 - Withdrawal toleration vs. precipitated withdrawal risk reduction
 - Subjective Opioid Withdrawal Scale (SOWS)¹
 - 16 items, 0-4 scale, ≥ 17 (mild) prior to initiation
 - Bup dosing: target the minimally effective dose*
 - Consider ancillary withdrawal medication but not standardized

¹ Handelsman 1987

Clinical Procedures – Initial Visit

- Procedural review, continued
 - Safety
 - Interaction risks, avoiding driving, safe storage
 - Precipitated withdrawal avoidance: review abstinence recommendations
 - Follow-up plan
 - Phone contact the day of induction and on subsequent days
 - Visit in 3-7 days

Clinical Procedures – Initial Visit

- Patient handouts: review when/how to start
 - SOWS ≥ 17 (higher if possible) as a goal before dosing
 - Bup dosing
 - 1-2 mg to start, then q2hr prn
 - Max 8 mg day #1 (16 mg maximum ok'd by phone)
 - Day #2
 - Total day #1 in the morning (can split BID)
 - 2 mg q2hr prn, mx 16 mg (24 maximum ok's by phone)

Unobserved Induction Outcome Data Summary

- Effectiveness: 1 wk success ~70%¹⁻² defined as being in treatment, on Bup, and free of withdrawal
- Safe: AE's appear generally mild/infrequent¹⁻⁴
 - 1-5% precipitated withdrawal
 - 5-20% prolonged withdrawal
- Increased risk of AE's appears to occur with¹⁻³
 - Methadone transfers
 - Bup inexperience
 - Procedural non-adherence

¹Lee 2008; ²Gunderson 2010; ³Whitley 2010; ⁴Doolittle 2011

Observed vs. Unobserved

Potential factors to consider	Observed	Unobserved
Effective and tolerability	+++	+(+)
Establish treatment structure	+++	-
Development of therapeutic alliance	++	-/+
Confirm baseline withdrawal (and presence of physiologic dependence)	+++	-/+*
Convenience/preference <ul style="list-style-type: none"> ▪ MD ▪ Patient 	-/+ -/+	+++ ++
Resources/cost	--	+
Co-morbidity	-/+	-/+

* Note: pt's can present for evaluation in mild withdrawal but start Bup out of the office

Summary

- Induction is challenging aspect of treatment
- Hopefully practice-based evidence from different induction approaches will help improve induction efficiency, implementation, and effectiveness
- Several models of induction are available for initiating buprenorphine treatment, including observed and unobserved “home” approaches
- Pros/cons of the various models of induction should be considered by clinicians, patients, and policy makers

References

- Alford DP, LaBelle CT, Richardson JM, O'Connell JJ, Hohl CA, Cheng DM, Samet JH. 2007. Treating homeless opioid dependent patients with buprenorphine in an office-based setting. *J Gen Intern Med.* Feb;22(2):171-6.
- Casadonte PP, Sullivan MA. 2013. Buprenorphine induction. Providers' clinical support system for medication assisted treatment, PCSS guidance. August 9, 2006 (Updated November 27, 2013). Available at <http://pcssmat.org/wp-content/uploads/2014/02/PCSS-MATGuidanceBuprenorphineInduction.Casadonte.pdf>
- Center for Substance Abuse Treatment. Clinical Guidelines for the Use of Buprenorphine in the Treatment of Opioid Addiction, Treatment Improvement Protocol (TIP) Series 40. DHHS Publication No. (SMA) 04- 3939. Rockville, MD: Substance Abuse and Mental Health Services Administration;2004.
- Collins ED, Horton T, Reinke K, Amass L, Nunes EV. 2007. Using buprenorphine to facilitate entry into residential therapeutic community rehabilitation. *J Subst Abuse Treat.* Mar;32(2):167-75.
- Cunningham CO, Giovanniello A, Li X, et al. 2011. A comparison of buprenorphine induction strategies: patient-centered home-based inductions versus standard-of-care office-based inductions. *J Subst Abuse Treat*, 40:349–356.
- Doolittle B, Becker W. 2011. A case series of buprenorphine/naloxone treatment in a primary care practice. *Subst Abuse.* 32:262–265.
- Egan JE, Casadonte P, Gartenmann T, et al. 2010. The physician clinical support system-buprenorphine (PCSS-B): a novel project to expand/improve buprenorphine treatment. *J Gen Intern Med.* 25:936–941.

References

- Fiellin DA, Pantalon MV, Chawarski MC, et al. 2006. Counseling plus buprenorphine-naloxone maintenance therapy for opioid dependence. *N Engl J Med.* 355:365–374.
- Gibson AE, Doran CM, Bell JR, et al. 2003. A comparison of buprenorphine treatment in clinic and primary care settings: a randomised trial. *Med J Aust.* 179:38–42.
- Gunderson EW, Fiellin DA, Levin FR, et al. 2006. Evaluation of a combined online and in person training in the use of buprenorphine. *Subst Abuse.* 27:39–45.
- Gunderson EW, Fiellin DA. 2008. Office-Based Maintenance Treatment of Opioid Dependence: How Does it Compare with Traditional Approaches? *CNS Drugs.* 22(2):99-111.
- Gunderson EW, Wang XQ, Fiellin DA, et al. 2010. Unobserved versus observed office buprenorphine/naloxone induction: a pilot randomized clinical trial. *Addict Behav.* 35:537–540.
- Gunderson EW, Levin FR, Rombone M, Vosburg SK, Kleber HD. 2011. Improving Temporal Efficiency of Outpatient Buprenorphine Induction. *Am J Addictions.* 20(5):397-404.
- Handelsman L, Cochrane KJ, Aronson MJ, Ness R, Rubinstein KJ, Kanof PD. 1987. Two new rating scales for opiate withdrawal. *Am J Drug Alcohol Abuse.* 13(3):293-308.
- Kissin W, McLeod C, Sonnefeld J, et al. 2006. Experiences of a national sample of qualified addiction specialists who have and have not prescribed buprenorphine for opioid dependence. *J Addict Dis.* 25:91–103.
- Lee JD, Grossman E, DiRocco D, et al. 2009. Home buprenorphine/naloxone induction in primary care. *J Gen Intern Med.* 24:226–232.
- Lee JD, Vocci F, Fiellin DA. 2014. Unobserved “Home” Induction Onto Buprenorphine. *J Addict Med.* 8:299-308.

References

- Liebschutz, J et al. 2014. Buprenorphine Treatment for Hospitalized, Opioid-Dependent Patients: A Randomized Clinical Trial. *JAMA Intern Med.* 174(8):1369-1376.
- Lintzeris N, Bell J, Bammer G, et al. 2002. A randomized controlled trial of buprenorphine in the management of short-term ambulatory heroin withdrawal. *Addiction.* 97:1395–1404.
- Mintzer IL, Eisenberg M, Terra M, et al. 2007. Treating opioid addiction with buprenorphine-naloxone in community-based primary care settings. *Ann Fam Med.* 5:146–150.
- Netherland J, Botsko M, Egan J, et al. 2009. Factors affecting willingness to prove buprenorphine treatment. *J Subst Abuse Treat.* 36:244–251.
- Nielsen S, Hillhouse M, Weiss RD, et al. 2014. The relationship between primary opioid and buprenorphine-naloxone induction outcomes in a prescription opioid dependent sample. *Am J Addict.* Jul-Aug;23(4):343-8.
- Soeffing JM, Martin LD, Fingerhood MI, et al. 2009. Buprenorphine maintenance treatment in a primary care setting: outcomes at 1 year. *J Subst Abuse Treat.* 37:426–430.
- Sohler NL, Li X, Kunins HV, et al. 2010. Home- versus office-based buprenorphine inductions for opioid-dependent patients. *J Subst Abuse Treat.* 38:153–159.
- Walley AY, Alperen JK, Cheng DM, et al. 2008. Office-based management of opioid dependence with buprenorphine: clinical practices and barriers. *J Gen Intern Med.* 23:1393–1398.
- Wesson D, Ling W. 2003. The Clinical Opiate Withdrawal Scale (COWS) *J Psychoactive Drugs.* 35:253-61
- Whitley SD, Sohler NL, Kunins HV, et al. 2010. Factors associated with complicated buprenorphine inductions. *J Subst Abuse Treat.* 39:51–57.

PCSS-MAT Mentoring Program

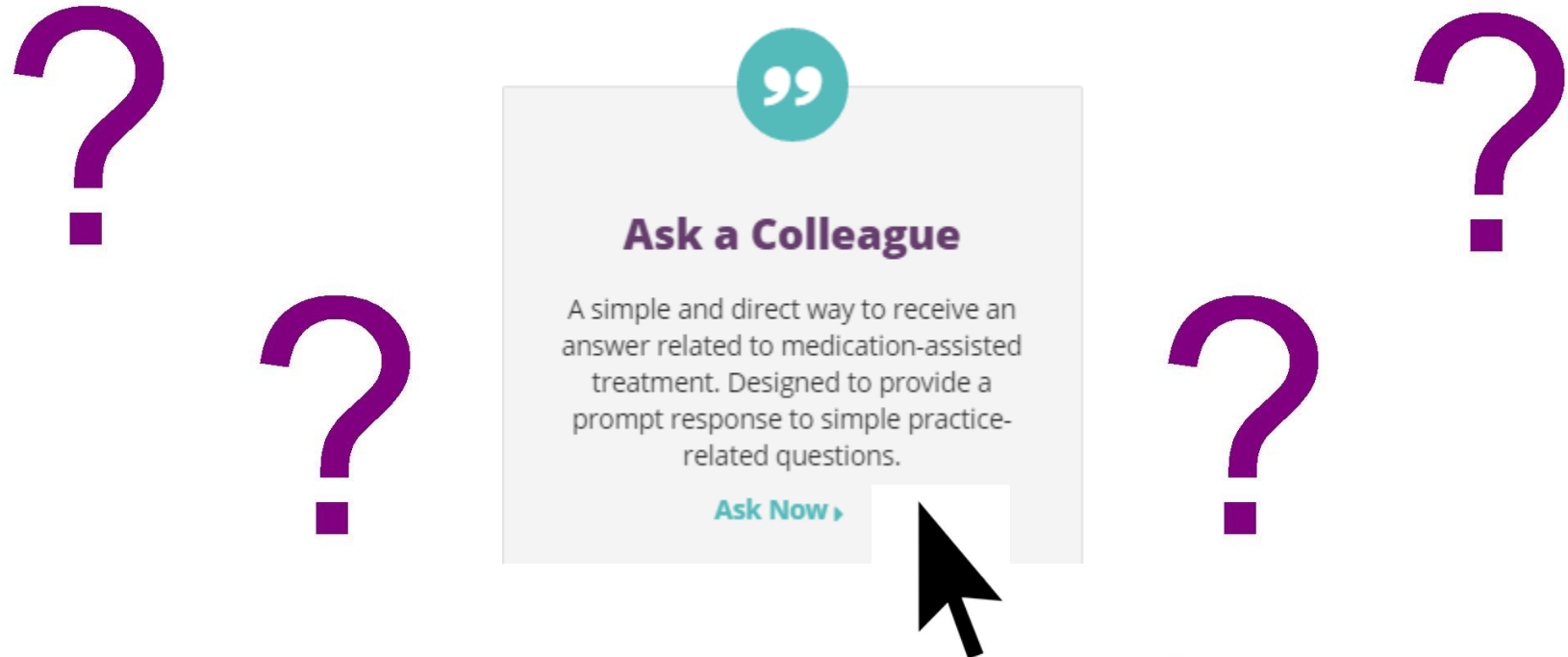
- PCSS-MAT Mentor Program is designed to offer general information to clinicians about evidence-based clinical practices in prescribing medications for opioid addiction.
- PCSS-MAT Mentors comprise a national network of trained providers with expertise in **medication-assisted treatment, addictions** and **clinical education**.
- Our 3-tiered mentoring approach allows every mentor/mentee relationship to be unique and catered to the specific needs of both parties.
- The mentoring program is available, at no cost to providers.

For more information on requesting or becoming a mentor visit:

pcssmat.org/mentoring

PCSS-MAT Listserv

Have a clinical question? Please click the box below!



“

Ask a Colleague

A simple and direct way to receive an answer related to medication-assisted treatment. Designed to provide a prompt response to simple practice-related questions.

[Ask Now ▶](#)

P

C

MAT

TRAINING

S

S

PROVIDERS' CLINICAL SUPPORT SYSTEM

For Medication Assisted Treatment

PCSSMAT is a collaborative effort led by American Academy of Addiction Psychiatry (AAAP) in partnership with: American Osteopathic Academy of Addiction Medicine (AOAAM), American Psychiatric Association (APA), American Society of Addiction Medicine (ASAM) and Association for Medical Education and Research in Substance Abuse (AMERSA).

For More Information: www.pcssmat.org



Twitter: [@PCSSProjects](https://twitter.com/PCSSProjects)

Funding for this initiative was made possible (in part) by Providers' Clinical Support System for Medication Assisted Treatment (5U79TI024697) from SAMHSA. The views expressed in written conference materials or publications and by speakers and moderators do not necessarily reflect the official policies of the Department of Health and Human Services; nor does mention of trade names, commercial practices, or organizations imply endorsement by the U.S. Government.

Please Click the Link Below to Access the Post Test for the Online Module

[Click Here to Take the Post Test](#)

Upon completion of the Post Test:

- If you pass the Post Test with a grade of 80% or higher, you will be instructed to click a link which will bring you to the Online Module Evaluation Survey. Upon completion of the Online Module Evaluation Survey, you will receive a CME Credit Certificate or Certificate of Completion via email.
- If you received a of 79% or lower on the Post Test, you will be instructed to review the Online Module once more and retake the Post Test. You will then be instructed to click a link which will bring you to the Online Module Evaluation Survey. Upon completion of the Online Module Evaluation Survey, you will receive a CME Credit Certificate or Certificate of Completion via email.
- After successfully passing, you will receive an email detailing correct answers, explanations and references for each question of the Post Test.